







CB 90 | CB 95



page 11 | 4

CITY-LIGHT 260 Pillar Luminaire



page 11 | 9

CW 91 | CW 96



page 11 | 5

NEUSTADT



page 11 | 6

CP 29-1



page 11 | 7

CITY-LIGHT 120 Bollard Luminaire



page 11 | 8

Recessed Ground Luminaires



CB 90



CB 95

CB 90 | CB 95

features

circular/rectangular recessed ground luminaire | reflector system with narrow, medium or wide beam distribution, or with symmetrical or asymmetrical light distribution, luminaire cover of opal safety glass | for HIT, HST, TC-T, HIT-DE, HST-DE lamps | diecast aluminium housing, stainless steel cover frame

distance to illuminated surfaces: > 0.5m
 protection rating: IP67
 protection class: I

benefits

- solid recessed ground luminaire with metal construction, withstands vehicular impact to 5000kg (CB 90) and 6000kg (CB 95)
- variable light distribution as well as a wide performance spectrum allows objects of different designs and heights to be illuminated
- optionally with anti-slip glass for public areas or with coloured diffusers for dramatic illumination

Order No.	Lamps (W)
CB 90 circular recessed ground luminaire	
<i>extremely narrow distribution, for HIT lamps, angle of tilt 0°-10°</i>	
5NA 900 1-1LE1 00R	1 x HIT 35W
5NA 900 1-1ME1 00R	1 x HIT 70W
5NA 900 1-1PE1 00R	1 x HIT 150W
<i>medium distribution, for HIT lamps, angle of tilt 0°-10°</i>	
5NA 900 1-1LB1 00R	1 x HIT 35W
5NA 900 1-1MB1 00R	1 x HIT 70W
5NA 900 1-1PB1 00R	1 x HIT 150W
<i>for TC lamps, not tiltable</i>	
5LA 900 1-1LA1 00	1 x TC-T 26W
<i>wide distribution, for HIT lamps, angle of tilt 0°-10°</i>	
5NA 900 1-1LS1 00R	1 x HIT 35W
5NA 900 1-1MS1 00R	1 x HIT 70W
5NA 900 1-1PS1 00R	1 x HIT 150W
CB 95 rectangular recessed ground luminaire	
<i>with symmetrical light distribution for HIT-DE/HST-DE lamps</i>	
5NA 950 1-1NS1 00	1 x HIT-DE/HST-DE 70W
5NA 950 1-1PS1 00	1 x HIT-DE/HST-DE 150W
<i>with asymmetrical light distribution for HIT-DE/HST-DE lamps</i>	
5NA 950 1-1NA1 00	1 x HIT-DE/HST-DE 70W
5NA 950 1-1PA1 00	1 x HIT-DE/HST-DE 150W



CW 91

CW 91 | CW 96

features

circular/rectangular recessed wall luminaire | aluminium reflector with symmetrical light distribution, optionally with anti-glare screen, luminaire cover of opal safety glass | for TC, TC-D, TC-T, AGL, QT-DE lamping | diecast aluminium housing, cover frame of stainless steel or diecast aluminium, frame coated silver-grey

distance to illuminated surfaces: > 0.5 m
 protection rating: IP67 (CW 91), IP66 (CW 96)
 protection class: I

benefits

- recessed wall luminaire with circular or rectangular design with opal glass diffuser and attractive stainless steel enclosure for directive lighting
- light control directly onto the illuminated area with anti-glare screen



CW 96

Order No.	Lamps (W)
CW 91 circular recessed wall luminaire	
<i>with stainless steel cover ring</i>	
5LA 910 1-1LA300	1xTC-D/TC-T/26W
<i>with aluminium cover ring and anti-glare screen (silver-grey)</i>	
5LA 912 1-1LA308	1xTC-D/TC-T/26W
CW 96 rectangular recessed wall luminaire	
<i>with stainless steel cover ring</i>	
5LA 960 1-1FA300	1xTC-D/TC-T/13W
5LA 960 1-1M0300	1xQT-DE/60W
<i>with aluminium cover ring and grid</i>	
5LA 962 1-1FA308	1xTC-D/TC-T/13W
5LA 962 1-1M0308	1xQT-DE/60W



NEUSTADT

features

cylindrical bollard luminaire | open lamp distribution over inclined annular shades | luminaire enclosure of opal PMMA, UV-stabilised | for HME, HSE und TC lamps | steel St37-2 housing, surface: Siteco grey metallic DB 702 S

recommended mounting height: 1 m
 protection rating: IP 44
 protection class: I

benefits

- small-scale dimensions
- light discharge protected against mechanical damage
- handcrafted manufacture
- protected against unauthorised opening
- extremely weather-resistant coating



1. glare restriction with inclined annular shades
2. fixing with flange plate

Order No.	Lamps (W)
for HME lamps 5NA 287 2-1AE108	1xHME 50/80W
for HSE lamps 5NA 287 E-1ME108	1xHSE 50/70W
for TC lamps 5LA 287 2-1PG108	1xTC-EL 23W

- installation with flange plate, version with planted section on request
- pre-installed with integrated terminal box and fuse

related products





CP 29-1



features

bollard luminaire with quadratic section | one-sided light discharge, wide or narrow beam, luminaire enclosure of matt, impact-resistant safety glass | for HIT-CRI lamps | aluminium housing, surface: Siteco metallic grey DB 702 S

recommended mounting height: 1m
protection rating: IP65
protection class: I

benefits

- glare-free illumination with Siteco Mirrortec® technology
- highly efficient lighting technology for extensive illumination
- micro-prismatic louvre at point of light discharge for interesting day and night-time effects
- optimised light distribution for extremely wide or extremely narrow distribution
- protected against unauthorised opening
- reliable gear unit technology
- extremely weather-resistant coating



1. high quality workmanship
2. elegant joint between base and luminaire head
3. impact-resistant toughened safety glass
4. integrated micro-prismatic louvre allows extremely wide or extremely narrow distribution

Order No.	Lamps (W)
with wide beam distribution for HIT-CRI lamps 5NA 291 E-1MA08	1xHIT-CRI 70W
with narrow beam distribution for HIT-CRI lamps 5NA 291 E-1MS08	1xHIT-CRI 70W

installation with flange plate



CITY-LIGHT 120 Bollard Luminaire

features cylindrical bollard luminaire | light control with fan-shaped reflectors (please order separately), transparent luminaire enclosure of frosted or opal PMMA, UV-stabilised | for HME, HSE, HST, TC-L lamps | aluminium housing, surface: Siteco metallic grey DB 702 S

recommended mounting height: 1 m
 protection rating: IP54
 protection class: II

- benefits**
- optionally with high-grade semi-transparent frosted luminaire enclosure
 - optional reflector insert for improved glare protection (KB2)
 - protected against unauthorised opening
 - reliable gear unit technology
 - modular construction enables simplified replacement of parts
 - extremely weather-resistant coating

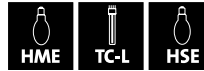


1. CITY-LIGHT 120-D
 2. CITY-LIGHT 120-E frosted
 3. direct installation on foundation or with planted section
 4. tall fan-shaped reflector (accessory)

Order No.	Lamps (W)	Suitable Reflectors
CITY-LIGHT 120 transparent glass for HME lamps		
5NA 528 2-1AS2 8	1xHME 50/80W	F7
5NA 528 E-1AR2 8	1xHME 80W ECO	F7
for HSE lamps		
5NA 528 E-1MS2 8	1xHSE 50/70W	F7
5NA 528 E-1MR2 8	1xHSE 70W ECO	F7
for TC lamps		
5LA 528 2-2KS2 8	1xTC-L 18/24W	F7
CITY-LIGHT 120-E transparent glass for HME lamps		
5NA 528 2-1AS5 8	1xHME 50/80W	F7
5NA 528 E-1AR5 8	1xHME 80W ECO	F7
for HSE lamps		
5NA 528 E-1MS5 8	1xHSE 50/70W	F7
5NA 528 E-1MR5 8	1xHSE 70W ECO	F7
for TC lamps		
5LA 528 2-2KS5 8	1xTC-L 18/24W	F7
CITY-LIGHT 120-D frosted glass		
5LA 528 2-1KA3 8D	1xTC-L 40W	

- mounting on foundation or planted section
- CITY LIGHT 120:**
- for frosted glass please substitute the bold-printed 2 with a 3
 - for opal glass please substitute the bold-printed 2 with a 1
- CITY LIGHT 120-E:**
- for frosted glass please substitute the bold-printed 5 with a 6
 - for opal glass please substitute the bold-printed 5 with a 4

reference	
☒ accessories (reflector)	10 34



CITY-LIGHT 260

CITY-LIGHT 260 Pillar Luminaire

features

cylindrical pillar luminaire | light control with fan-shaped reflectors (please order separately), transparent luminaire enclosure of frosted or opal PMMA, UV-stabilised | for HME, HSE, TC-L lamps | aluminium housing with inspection door, surface: Siteco metallic grey DB 702 S

recommended mounting height: 2.4m
protection rating: IP54
protection class: II

benefits

- optionally with high-grade semi-transparent frosted luminaire enclosure
- optional reflector positioning for varying deployment situations and improved glare protection (KB2)
- reliable gear unit technology
- modular construction enables simplified replacement of parts



1. CITY-LIGHT 260-E
2. CITY-LIGHT 260-D

Order No.	Lamps (W)	Suitable Reflectors
CITY-LIGHT 260 transparent glass		
for HME lamps		
5NA 529 2-1AS2 8	1xHME 50/80W	B3/F5/F5H
5NA 529 E-1AR2 8	1xHME 80W ECO	B3/F5/F5H
5NA 529 2-1CS2 8	1xHME 80/125W	B3/F5/F5H
5NA 529 E-1CR2 8	1xHME 125W ECO	B3/F5/F5H
for HSE lamps		
5NA 529 E-1MS2 8	1xHSE 50/70W	B3/F5/F5H
5NA 529 E-1MR2 8	1xHSE 70W ECO	B3/F5/F5H
for TC lamps		
5LA 529 2-2KS2 8	2xTC-L 18/24W	F6/F6H
CITY-LIGHT 260-E transparent glass		
for HME lamps		
5NA 529 2-1AS5 8	1 x HME 50/80W	B3/F5/F5H
5NA 529 2-1AR5 8	1 x HME 80W ECO	B3/F5/F5H
5NA 529 2-1CS5 8	1 x HME 80/125W	B3/F5/F5H
5NA 529 2-1CR5 8	1 x HME 125W ECO	B3/F5/F5H
for HSE lamps		
5NA 529 2-1MS5 8	1 x HSE 50/70W	B3/F5/F5H
5NA 529 2-1MR5 8	1 x HSE 70W ECO	B3/F5/F5H
for TC lamps		
5LA 529 2-2KS5 8	2 x TC-L 18/24W	B3/F6/F6H
CITY-LIGHT 260-D frosted glass		
for HME lamps		
5NA 529 2-1AS2 8D	1 x HME 50/80W	B3/F5/F5H
5NA 529 2-1AR2 8D	1 x HME 80W ECO	B3/F5/F5H
5NA 529 2-1CS2 8D	1 x HME 80/125W	B3/F5/F5H
5NA 529 2-1CR2 8D	1 x HME 125W ECO	B3/F5/F5H
for HSE lamps		
5NA 529 2-1MS2 8D	1 x HSE 50/70W	B3/F5/F5H
5NA 529 2-1MR2 8D	1 x HSE 70W ECO	B3/F5/F5H
for TC lamps		
5LA 529 2-2KS2 8D	2 x TC-L 18/24W	F6/F6H

- mounting on foundation or planted section

CITY LIGHT 260:

- for frosted glass please substitute the bold-printed 2 with a 3
 for opal glass please substitute the bold-printed 2 with a 1

CITY LIGHT 260-E:

- for frosted glass please substitute the bold-printed 5 with a 6
 for opal glass please substitute the bold-printed 5 with a 4

reference

accessories (reflector) 10 | 34